

Name: \_\_\_\_\_ Date: \_\_\_\_\_ Event: \_\_\_\_\_  
 City: \_\_\_\_\_ State: \_\_\_\_\_ Track: \_\_\_\_\_

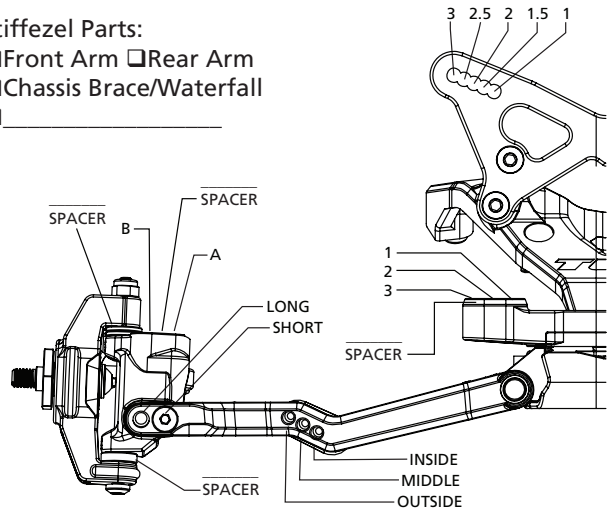


Track  Dirt  Carpet  Tight  Smooth  Hard Packed  Dry  Grip Level:  Low  Medium  High  
 Conditions:  Clay  Astro Turf  Open  Rough  Loamy  Wet  Tread Level:  Pin  Ghost Pin  Slicks

**Front Suspension**

Toe: \_\_\_\_\_ Camber: \_\_\_\_\_  
 Ride Height: \_\_\_\_\_ Caster Block:  0°  5°  
 Kick Shim(s):  2mm  1mm  Wedge(20°)  Other: \_\_\_\_\_  
 VLA Setting:  Short Arm  Long Arm  
 Front Pivot:  Alum  Composite  Brass  \_\_\_\_\_  
 Pivot Height:  SLRC  LRC  MRC  HRC  
 Piston: \_\_\_\_\_ Oil: \_\_\_\_\_  
 Limiters: Internal: \_\_\_\_\_ External: \_\_\_\_\_ Stroke: \_\_\_\_\_  
 Shock Eyelet:  Std.  +2 Shock Location: \_\_\_\_\_  
 Spring: \_\_\_\_\_ Sway Bar: \_\_\_\_\_  
 Spindle Steering Arm:  4  5  6  \_\_\_\_\_  
 Spindle Ball Stud:  Standard  Low Spacers: \_\_\_\_\_  
 Draglink Ball Stud:  Standard  Low Spacers: \_\_\_\_\_  
 Axle Spacing:  0  +.5mm  +1mm  
 Trail:  2mm  3mm  4mm  
 Camber Link, Inner:  1  2  3 Outer:  A  B  
 Tower:  Stiffezel  Carbon  Carbon +2mm  \_\_\_\_\_  
 Mud Guard:  Soft  Standard  Stiffezel  
 Front Wheels:  Standard  Stiffezel  
 Front Wing:  Low  High Narrow  High Wide

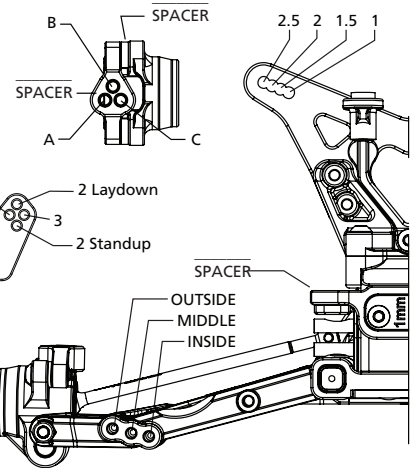
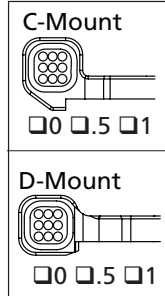
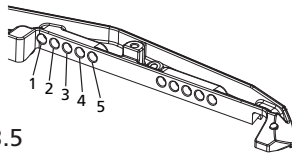
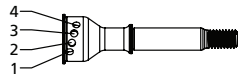
Stiffezel Parts:  
 Front Arm  Rear Arm  
 Chassis Brace/Waterfall  
 \_\_\_\_\_



Notes: \_\_\_\_\_  
 \_\_\_\_\_  
 \_\_\_\_\_

**Rear Suspension**

Configuration:  Laydown  Standup  
 Diff. Height:  0  +1  +1.75  +2.5  +3.5  
 Axle Height:  0  +1  +2  +3  +4  
 Ride Height: \_\_\_\_\_ Camber: \_\_\_\_\_  
 Hub Spacing: \_\_\_\_\_ Fr \_\_\_\_\_ Rr Hex Width: \_\_\_\_\_  
 Piston: \_\_\_\_\_ Oil: \_\_\_\_\_  
 Spring: \_\_\_\_\_ Sway Bar: \_\_\_\_\_  
 Limiters: Internal: \_\_\_\_\_ External: \_\_\_\_\_ Stroke: \_\_\_\_\_  
 Shock Eyelet:  Std.  +2 Shock Location: \_\_\_\_\_  
 Shock Mounting:  Front  Rear Shaft Dia.:  3.0  3.5  
 Tower:  Stiffezel  Carbon  Carbon +2mm  \_\_\_\_\_  
 Camber Block Spacer:  1mm ↓  0mm  1mm ↑  
 Camber Link, Inner:  1  2  3  
 Camber Link, Outer:  A  B  C  
 Battery Position:  1  2  3  4  5  \_\_\_\_\_  
 Wing/Wickerbill: \_\_\_\_\_  
 Wing Angle:  0°  2°  4° Wing Height: \_\_\_\_\_  
 Diff Type:  Ball  Gear Setting: \_\_\_\_\_  
 Gear Diff Gears:  Composite  Steel Planet Gears:  2  4  
 Driveshaft Length:  CVA  Universal Length: \_\_\_\_\_  
 CV Pin Position:  1  2  3  4  
 Direct Drive  Slipper Pads:  Torque (yel)  Drive (org)



**Electronics**

Radio: \_\_\_\_\_ Timing Advance: \_\_\_\_\_  
 Servo: \_\_\_\_\_ Steering Expo: \_\_\_\_\_  
 ESC: \_\_\_\_\_ Throttle/Brake EPA: \_\_\_\_\_  
 Initial Brake: \_\_\_\_\_ Motor: \_\_\_\_\_  
 Drag Brake: \_\_\_\_\_ Pinion: \_\_\_\_\_ Spur: \_\_\_\_\_  
 Throttle Profile: \_\_\_\_\_ Battery: \_\_\_\_\_  
 Battery Weight: \_\_\_\_\_

**Tires**

	Front	Rear
Thread:	_____	_____
Compound:	_____	_____
Insert:	_____	_____
Sauce:	_____	_____
Notes:	_____	
	_____	
	_____	
	_____	

**Chassis**

Battery Plate  19g  26g  37g  \_\_\_\_\_  
 Electronics Plate  Brass, 36g  Carbon  \_\_\_\_\_  
 Rear Ballast  16g  25g  
 C-Pivot Block  Brass, 20g  Aluminum

Total Weight: \_\_\_\_\_  
 FR: \_\_\_\_\_ % RR: \_\_\_\_\_ %